




LET'S PULL TOGETHER



Our trailers are not just a strong investment that will last for a long time, but also the start of a long-lasting relationship. Our team is passionate about providing you with the best support, ensuring that your trailers stay in operation and retain their value for as long as possible. When you choose us, you become a part of our family, and we will do everything to help you succeed.



MAKE THE MOST OF EVERY MILE

Our team of experts is here to help you design a trailer that's optimized for your operation. We understand the nuances of payload profit, and we are redefining the standards of performance by balancing weight, hauling capacity, and trailer design to maximize your productivity with every mile. You work hard for every job; we help you make the most of it.



THE MTM PROMISE

- Advanced engineering to maximize your payload
- Industry-leading warranty
- Easy factory financing
- Dedicated service team



ALUMINUM END-DUMP TRAILER LINES

Engineered for weight savings. Built for durability.

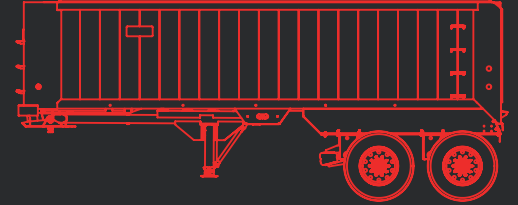
Short Frameless

LIGHTWEIGHT & VERSATILE

Our short frameless aluminum trailers are lightweight and built for versatility on the job. Their compact footprint makes them ideal for tight job sites and quick turns while still offering the durability to handle tough material hauls.

Short Frameless Specs

- 24' long
- Box tubs
- 96" width
- 60" wall height
- Smooth Side Double Walled Panels
- Top Hinge or combo gate options
- Hucked Suspensions for superior fastening strength and reliability




Full-Frame

STRONG & STABLE

Our aluminum full-frame trailers offer added strength and stability while keeping weight down. Designed for heavier-duty jobs, they strike a balance between durability and payload efficiency—perfect for a range of hauling needs.

Full-Frame Specs

- 26' to 38' long
- Box Tubs
- 96" to 102" width
- 60" to 72" wall height
- Smooth Side Double Walled Panels
- Top Hinge or combo gate options
- Hucked Suspensions for superior fastening strength and reliability



Long Frameless

HIGH CAPACITY & EFFICIENT

Designed for bulk material handling, our long frameless aluminum trailers are built to move more with less weight. A go-to for scrap, mulch, and demo jobs, they maximize capacity while delivering dependable performance day in and day out.

Long Frameless Specs

- 36' to 39' long
- Box Tubs
- 96" to 102" width
- 60" to 72" wall height
- Smooth Side Double Walled Panels
- Top Hinge or combo gate options
- Hucked Suspensions for superior fastening strength and reliability

